

I have DACA and I can use the FAFSA? Say what?!

United We Dream

Dream Educational Empowerment Program
& Own the Dream Campaign

www.unitedwedream.org

@UWD_DEEP www.facebook.com/DEEP



Introductions

- Amanda Gutierrez
 - Advocacy Analyst and Manager, UWD
- Camila Bortoletto
 - Program Coordinator, Own the Dream Campaign
- Laura Bohorquez
 - Dream Educational Empowerment Program (DEEP) Coordinator, UWD



How to Participate in this Webinar?

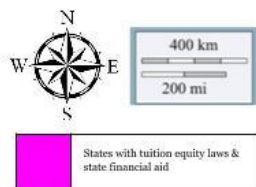
- “Raise your hand”
- Ask a question with the “Questions” panel
- Use the “Chat” feature”



Presentation Goals

- Get an understanding of the current states allowing undocumented and DACA recipients to pay in-state tuition
- Get an understanding of the current states that grant state aid to undocumented students
- Figure out what your best option is to expand the possibilities to get scholarships and institutional aid
- Get an understanding of why DACA recipients can fill out the FAFSA form- The history behind it
- Understand the areas that you have to pay close attention to when filling out the FAFSA form
- Have the opportunity to go through some different scenarios





	States with tuition equity policies at some colleges/universities
	States that ban enrollment of undocumented students but may enroll DACA recipients
	States where some college systems ban undocumented students enrollment

States that do not have any known tuition equity law or policies. Undocumented or DACA grantees in these states may be able to enroll in colleges/universities; however, they may have to pay out of state or an international student tuition rate/fee. Information is currently being collected about whether DACA grantees are eligible for in-state tuition.

Questions or suggested changes? Contact Dream Education Empowerment Program (DEEP) Coordinator, Laura at laura@unitedwedream.org

Current Context: States w/State Financial Aid

1. California: California Dream Act (Assembly Bill 130 & 131)

- a. Link to information and requirements <https://dream.csac.ca.gov/>
- b. Organizations to reach out to for assistance
 - i. IDEAS at UCLA (United We Dream Affiliate and DEEP Center)
 - 1. IDEAS at UCLA- <http://ideasla.org/index/>
 - ii. Educators for Fair Consideration (E4FC)
 - 1. E4FC- <http://www.e4fc.org/resources/californiadreamact.html>

2. Washington: Real Hope Act (SB 6523)

- a. Washington Application for State Financial Aid (WAFSA)
 - i. Link to information and requirements- <http://readyssetgrad.org/wasfa>
- b. Organizations to reach out to for assistance
 - i. Washington Dream Act Coalition (WDAC-United We Dream Affiliate)
 - 1. WDAC- <http://www.wdac.info/>
 - ii. Latino Education Achievement Project (LEAP)
 - 1. LEAP- <http://www.leapwa.org/index.asp>
 - 2. Real Hope WA- <http://realhopewa.org/>



Current Context: States w/State Financial Aid

Texas: HB 1403 & SB 1528

- a. Texas Application for State Financial Aid (TAFSA)
 - i. Link to information and requirements-
<http://www.collegeforalltexans.com/index.cfm?objectid=D465D848-EAoF-CoEA-5209BC8C89262877>
- b. Organizations to reach out to for assistance
 - i. University Leadership Initiative (United We Dream Affiliate and DEEP Center)
 - 1. ULI-<http://www.universityleadership.org/>
 - 2. Longhorns Dreamer Project- <http://world.utexas.edu/issu/students/dreamers>
 - ii. Alamo Colleges: <http://www.alamo.edu/district/daca/>

New Mexico: SB 582

- a. NM has 23 public institutions, every school has a different process so we recommend that you reach out to financial office of each college that you are interested in attending for clarification on process
 - i. NOTE: Unfortunately, there is no uniform process or form for NM students use thus some universities do a better job at granting state aid. It is important for students to know their right to state financial aid
- b. Organizations to reach out to for assistance
 - i. New Mexico Dreamers in Action (NMDIA-United We Dream Affiliate)
 - 1. NMDIA- <http://nmdia.org/>
 - ii. New Mexico State Financial Aid - Higher Education Department (colleges and universities)
<http://hed.state.nm.us/programs/financial-aid-division.aspx>
 - iii. New Mexico Ideas -Christopher Ramirez- cramire4@unm.edu Office number (505) 277-7000



Current Context: States w/State Financial Aid

Oklahoma

- a. Oklahoma Tuition Aid Grant Program (OTAG)
 - a. Link to information and requirements-
 - a. https://www.okcollegestart.org/financial_aid/types_of_aid/grants/oklahoma_tuition_aid_grant.aspx
 - b. Link to OTAG 2014-2015 form
 - a. https://www.okcollegestart.org/Common/RichTextBox/loadaddoc.aspx?i=147**F1EEF13B83CFAF10854A478DB1AoCA02
- b. Organizations to reach out to for assistance
 - a. Dream Act Oklahoma (United We Dream Affiliate)
 - a. <http://www.dreamactok.org/>
 - b. Community Service Council: Conexiones
 - a. <http://www.csctulsa.org/content.php?p=30>



History of FAFSA

1. **What is FAFSA?** Free Application for Federal Student Aid (FAFSA)
2. **What is it used for?** It is used by nearly all colleges and universities to determine federal, state, and college sponsored financial aid including grants, educational loans and work study
3. **Who asks for this?** Many scholarships and institutions ask for students to use the FAFSA form to grant them aid
4. **What alternatives have undocumented students used?** Some students have used the CSS Profile, while others have filled out the printed FAFSA form and handed it to their institutions, who then do calculations in-house
5. **What is the CSS Profile?** College Board's online application for student financial aid



History of FAFSA

- 1. What is the problem?** Undocumented students can't access the FAFSA form thus can't apply for many scholarships or different forms of institutional aid that require the FAFSA Student Aid Report to prove financial need
- 2. What have we seen and experienced?** Students filling out the FAFSA via online with an invalid SSN, students using the CSS Profile, educators making up SSN combinations, students who are citizen being advised not to fill out FAFSA because their parents are undocumented, and much more
- 3. How has UWD worked with the Department of Education on this issue?** How did this come about? Using the FAFSA form as a resource



Current FAFSA

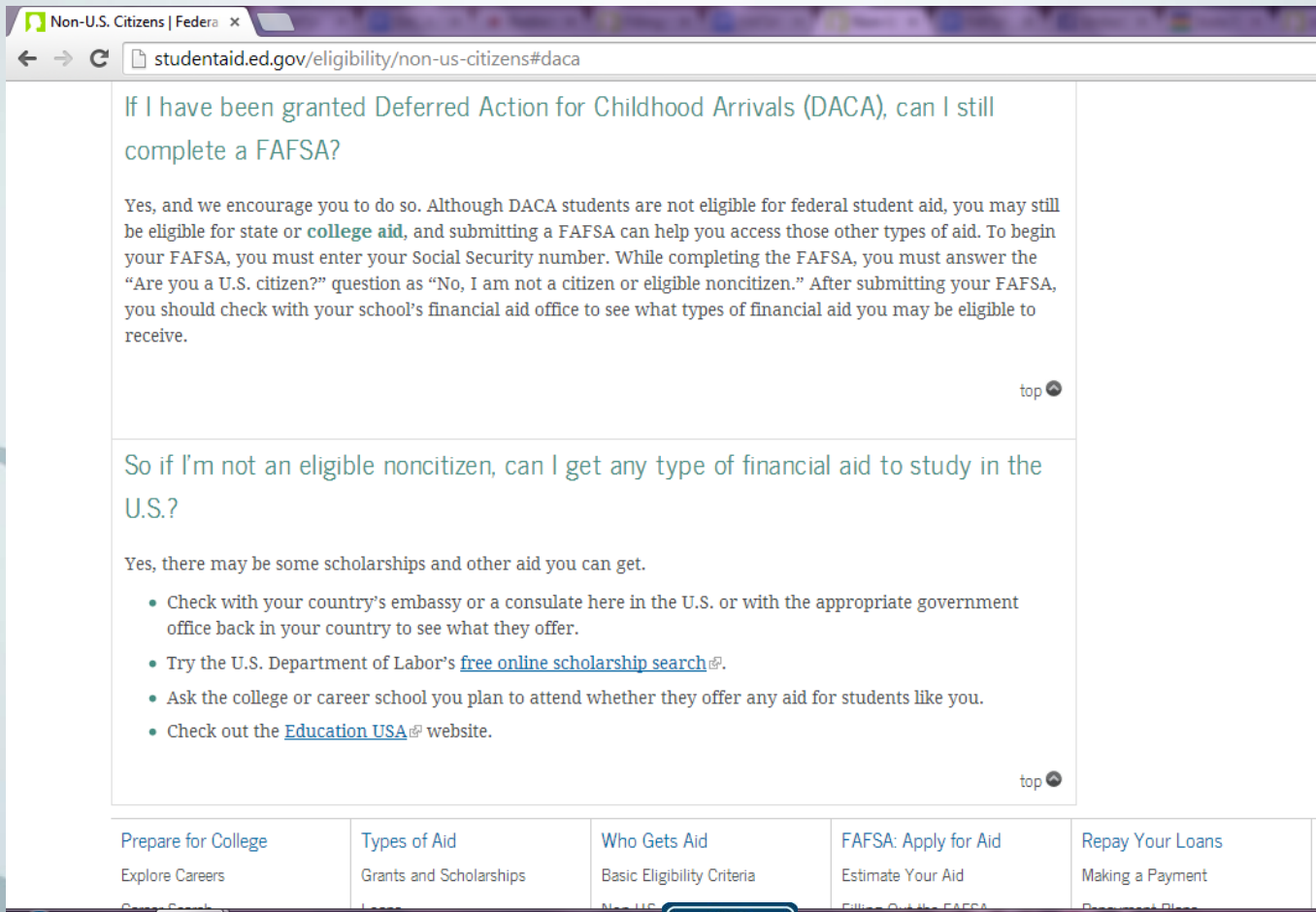
You can use your DACA SSN#

- United We Dream has been working with advocates and government agencies to ensure that students who have been granted Deferred Action for Childhood Arrivals (DACA recipients) are able to access all forms of financial aid for which they are eligible. As part of that process, we have received clarification from the Department of Education regarding DACA recipients' ability to use the FAFSA application form in order to receive an assessment of recipients' financial need.
- It is important to note that DACA recipients are still **ineligible** for federal financial aid at this time. Students' ability to receive a needs assessment from FAFSA does not in any way impact their eligibility for different kinds of student aid. It merely allows students to access aid for which they are **already** eligible.
- General information, such as that provided here, does not constitute individual legal advice nor is it meant to take the place of individualized legal advice. The information provided here is merely general information about the steps that must be taken to fill out the FAFSA application form.



Current FAFSA

You can use your DACA SSN#



The screenshot shows a web browser window with the address bar displaying `studentaid.ed.gov/eligibility/non-us-citizens#daca`. The page content is as follows:

If I have been granted Deferred Action for Childhood Arrivals (DACA), can I still complete a FAFSA?

Yes, and we encourage you to do so. Although DACA students are not eligible for federal student aid, you may still be eligible for state or **college aid**, and submitting a FAFSA can help you access those other types of aid. To begin your FAFSA, you must enter your Social Security number. While completing the FAFSA, you must answer the "Are you a U.S. citizen?" question as "No, I am not a citizen or eligible noncitizen." After submitting your FAFSA, you should check with your school's financial aid office to see what types of financial aid you may be eligible to receive.

[top](#)

So if I'm not an eligible noncitizen, can I get any type of financial aid to study in the U.S.?

Yes, there may be some scholarships and other aid you can get.

- Check with your country's embassy or a consulate here in the U.S. or with the appropriate government office back in your country to see what they offer.
- Try the U.S. Department of Labor's [free online scholarship search](#).
- Ask the college or career school you plan to attend whether they offer any aid for students like you.
- Check out the [Education USA](#) website.

[top](#)

Prepare for College Explore Careers	Types of Aid Grants and Scholarships	Who Gets Aid Basic Eligibility Criteria	FAFSA: Apply for Aid Estimate Your Aid	Repay Your Loans Making a Payment
--	---	--	---	--



Overview of FAFSA:

How to use your DACA SSN#

Create a PIN number

- Like all applicants, your first step should be to create a PIN
- <https://pin.ed.gov/PINWebApp/pinindex.jsp>.

Steps to Filling out the FAFSA as a DACA-mented Student

There are 6 sections on the FAFSA:

1. Student Demographics
2. School Selection
3. Dependency Status
4. Parent Demographics
5. Financial Information
6. Sign & Submit



Overview of FAFSA

Student Demographics

FAFSA/app/fafsa?execution=e1s5

Student Demographics	School Selection	Dependency Status	Parent Demographics	Financial Information	Sign & Submit	Confirmation
----------------------	------------------	-------------------	---------------------	-----------------------	---------------	--------------

Student Demographic Information

Your last name

Your first name

Your middle initial

Your Social Security Number

Your date of birth (mmddyyyy)

Are you male or female?
☐ Male ☐ Female

Your permanent mailing address (include apt. number)

Your city (and country if not U.S.)

Your state

Your ZIP code

Have you lived in your state for at least 5 years?
☐ Yes ☐ No

Your permanent telephone number

Your e-mail address

What is your marital status as of today?

Do you have driver's license information that you want to provide?
☐ Yes ☒ No

Help and Hints
Student's Last Name
Question 1

This is your proper last name, not a nickname, and it must match **exactly** the name on your Social Security card. Remember to only use letters (A-Z), numbers (0-9), periods (.), apostrophes ('), dashes (-), or blanks (spaces). No other characters are allowed.

[More>>>](#)

[PREVIOUS](#) [NEXT](#)

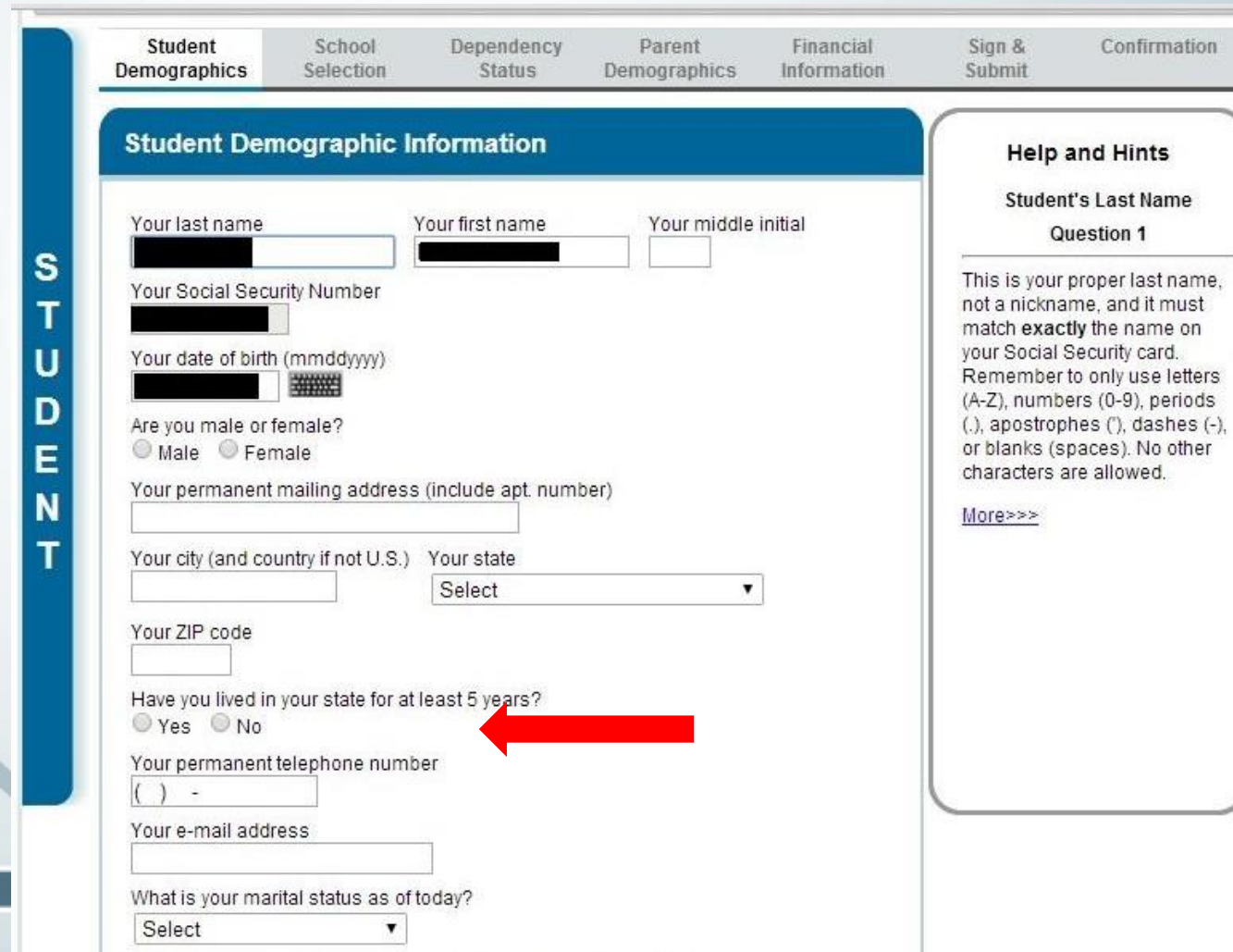
Overview of FAFSA

Student Demographics

State & Legal residence (online app)

Have you lived in your state for more than 5 years?

- if YES -



The screenshot shows the FAFSA application interface. On the left is a vertical blue bar with the word "STUDENT" in white capital letters. The top navigation bar includes tabs for "Student Demographics", "School Selection", "Dependency Status", "Parent Demographics", "Financial Information", "Sign & Submit", and "Confirmation". The "Student Demographics" tab is active, showing a form titled "Student Demographic Information". The form contains the following fields and questions:

- Your last name: [Redacted]
- Your first name: [Redacted]
- Your middle initial: [Redacted]
- Your Social Security Number: [Redacted]
- Your date of birth (mmddyyyy): [Redacted]
- Are you male or female?
☐ Male ☐ Female
- Your permanent mailing address (include apt. number): [Redacted]
- Your city (and country if not U.S.): [Redacted]
- Your state: [Select]
- Your ZIP code: [Redacted]
- Have you lived in your state for at least 5 years?
☐ Yes ☐ No
- Your permanent telephone number: () - [Redacted]
- Your e-mail address: [Redacted]
- What is your marital status as of today?
[Select]

A red arrow points to the "Have you lived in your state for at least 5 years?" question. On the right side of the form is a "Help and Hints" section titled "Student's Last Name Question 1" with the following text:

This is your proper last name, not a nickname, and it must match **exactly** the name on your Social Security card. Remember to only use letters (A-Z), numbers (0-9), periods (.), apostrophes ('), dashes (-), or blanks (spaces). No other characters are allowed.

[More>>>](#)

Overview of FAFSA

Student Demographics

State & Legal Residence (Online app)

Have you lived in your state for more than 5 years?

- **If NO-**
- if you have not lived in your state for more than 5 years it will ask:
 - What is your state of legal residence?*
 - Did you become a legal resident of _____ before January 1, 2009?*
 - When did you become a legal resident? Enter the month and year.*
- For the above questions, the term “legal residence” may cause some confusion for DACA recipients, but that is not the intent. Families should understand that these questions are not intended to identify whether a person is legally or illegally present in the state, but are instead intended to get at the question of where a person currently resides. Those questions might be used by states to determine eligibility for state aid programs based on residency requirements of state aid programs. However, a student must not accept such aid if he or she is ineligible due to his or her status.

FAFSA/app/fafsa?execution=e2s5

The screenshot shows the FAFSA Student Demographics section. A vertical blue bar on the left contains the word "STUDENT". The form fields include:

- Your last name, Your first name, Your middle initial
- Your Social Security Number
- Your date of birth (mmddyyyy)
- Are you male or female? (Male, Female)
- Your permanent mailing address (include apt. number)
- Your city (and country if not U.S.), Your state (dropdown)
- Your ZIP code
- Have you lived in your state for at least 5 years? (Yes, No)
- What is your state of legal residence? (dropdown)
- Did you become a legal resident of your state before January 1, 2009? (Yes, No)
- When did you become a legal resident? Enter the month and year. (mm/yyyy)
- Your permanent telephone number
- Your e-mail address
- What is your marital status as of today? (dropdown)
- Do you have driver's license information that you want to provide? (Yes, No)

At the bottom right are "PREVIOUS" and "NEXT" buttons. A "Help and Hints" sidebar on the right provides instructions for the date of birth field. Two red arrows point to the questions: "What is your state of legal residence?" and "When did you become a legal resident? Enter the month and year."

These questions are used by states to determine eligibility for state aid programs based on residency requirements of state aid programs.



Overview of FAFSA

Student Demographics

State & Legal Residence (paper application)

Have you lived in your state for more than 5 years?

- If **NO**- & If the student is filling out the FAFSA via paper:
Question 18-What is your state of legal residence?
Question 19- Did you become a legal resident of this state before January 1, 2009?
Question 20-If the answer to question 19 is “No,” give month and year you became a legal resident.
- Again, here the term “**legal residence**” may cause some confusion. You should view these questions not from a “legal vs illegal” perspective, but simply from the “**where do you currently reside**” perspective.

Mark only one.
See Notes page 2.

No, I am not a citizen or eligible noncitizen. Skip to question 16. ☐

16. What is your marital status as of today?
See Notes page 2.

I am single ☐ I am separated ☐
I am married/remarried ☐ I am divorced or widowed ☐

17. Month and year you were married, remarried, separated, divorced or widowed.
See Notes page 2.

MONTH YEAR

18. What is your state of legal residence?
STATE

19. Did you become a legal resident of this state before January 1, 2009?
Yes ☐ No ☐

20. If the answer to question 19 is “No,” give month and year you became a legal resident.
See Notes page 2.

MONTH YEAR

21. Are you male or female?
Male ☐ Female ☐

22. If female, skip to question 23. Most male students must register with Selective Service to receive federal aid. If you are male, age 18-25 and not registered, fill in the circle and we will register you. See Notes page 2.

Register me ☐

23. Have you been convicted for the possession or sale of illegal drugs for an offense that occurred while you were receiving federal student aid (such as grants, loans or work-study)?
Answer “No” if you have never received federal student aid or if you have never had a drug conviction for an offense that occurred while receiving federal student aid. If you have a drug conviction for an offense that occurred while you were receiving federal student aid, answer “Yes,” but complete and submit this application, and we will mail you a worksheet to help you determine if your conviction affects your eligibility for aid. If you are unsure how to answer this question, call 1-800-433-3243 for help.

No ☐ Yes ☐

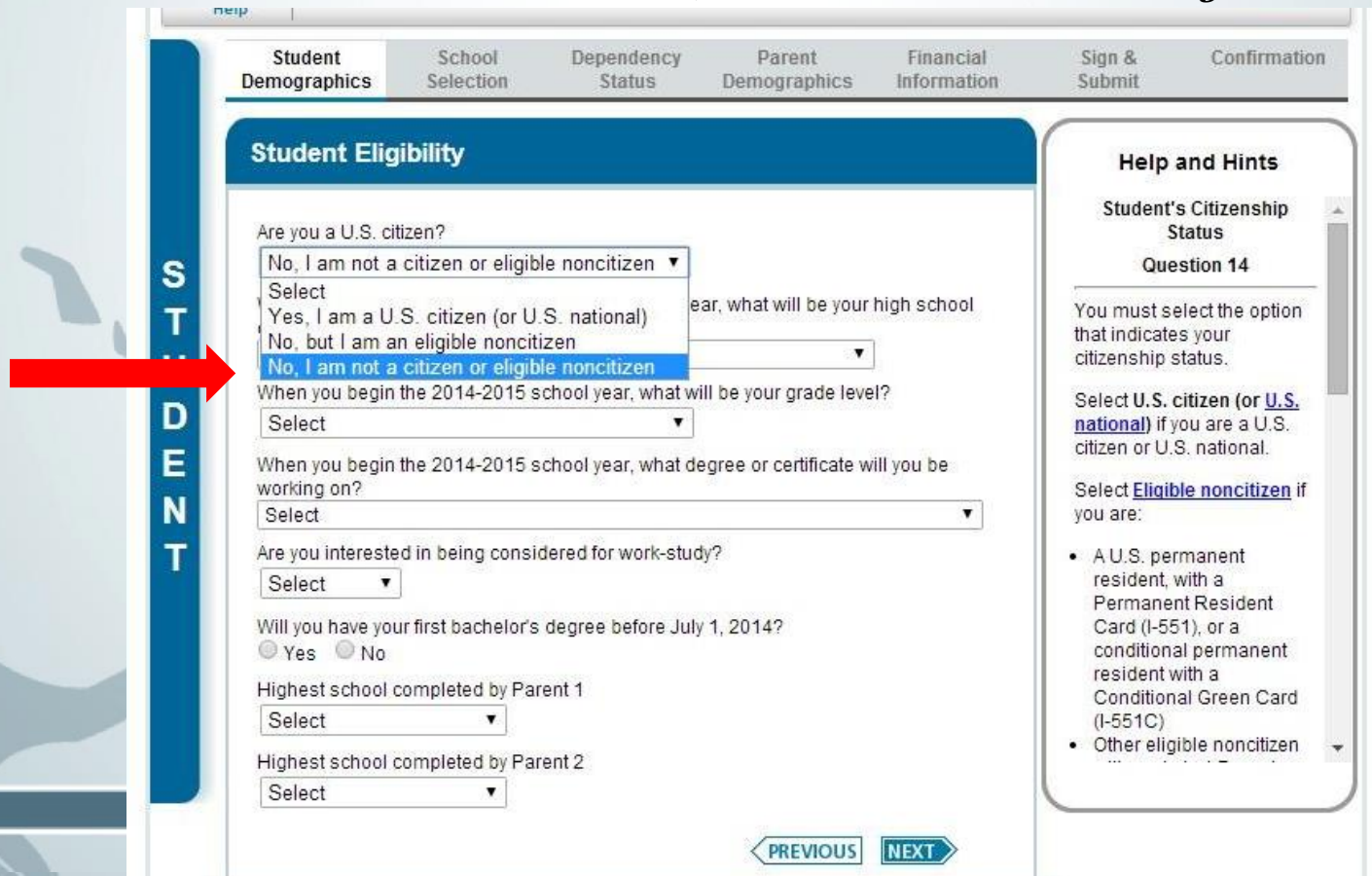
Some states and colleges offer aid based on the level of schooling your parents completed.

24. Highest school completed by Parent 1

Overview of FAFSA

Student Demographics

- Question:
 - “Are you a U.S. citizen?”
- Answer:
 - DACA students should select "No, I am not a citizen or eligible non-citizen."



The screenshot shows the FAFSA application interface. A vertical blue bar on the left contains the word "STUDENT" in white capital letters. A red arrow points from this bar to the "Are you a U.S. citizen?" question. The main content area has a tabbed interface with "Student Demographics" selected. Below the tabs is a "Student Eligibility" section. The first question is "Are you a U.S. citizen?" with a dropdown menu. The second question is "When you begin the 2014-2015 school year, what will be your grade level?" with a dropdown menu. The third question is "When you begin the 2014-2015 school year, what degree or certificate will you be working on?" with a dropdown menu. The fourth question is "Are you interested in being considered for work-study?" with a "Select" dropdown. The fifth question is "Will you have your first bachelor's degree before July 1, 2014?" with radio buttons for "Yes" and "No". The sixth question is "Highest school completed by Parent 1" with a "Select" dropdown. The seventh question is "Highest school completed by Parent 2" with a "Select" dropdown. On the right side, there is a "Help and Hints" section titled "Student's Citizenship Status" and "Question 14". It provides instructions on how to select the correct citizenship status.

Student Demographics School Selection Dependency Status Parent Demographics Financial Information Sign & Submit Confirmation

Student Eligibility

Are you a U.S. citizen?

No, I am not a citizen or eligible noncitizen
Select
Yes, I am a U.S. citizen (or U.S. national)
No, but I am an eligible noncitizen
No, I am not a citizen or eligible noncitizen

When you begin the 2014-2015 school year, what will be your grade level?

Select

When you begin the 2014-2015 school year, what degree or certificate will you be working on?

Select

Are you interested in being considered for work-study?

Select

Will you have your first bachelor's degree before July 1, 2014?

☐ Yes ☐ No

Highest school completed by Parent 1

Select

Highest school completed by Parent 2

Select

Help and Hints

Student's Citizenship Status

Question 14

You must select the option that indicates your citizenship status.

Select **U.S. citizen (or U.S. national)** if you are a U.S. citizen or U.S. national.

Select **Eligible noncitizen** if you are:

- A U.S. permanent resident, with a Permanent Resident Card (I-551), or a conditional permanent resident with a Conditional Green Card (I-551C)
- Other eligible noncitizen

PREVIOUS NEXT

Overview of FAFSA

School Selection

AFSA/app/fafsa?execution=e1s8

Help

SEARCH

Student Demographics

School Selection

Dependency Status

Parent Demographics

Financial Information

Sign & Submit

Confirmation

STUDENT

☒ Application was successfully saved.

You can add up to 10 colleges to your FAFSA. If you know your college's school code, use the option to the right to search. If you need help finding your college, use the state (required), city (optional), and school name (optional) fields to begin your search.

State

Select

City (optional)

School Name (optional)

SEARCH [Search Tips](#)

OR

Federal School Code

SEARCH

PREVIOUS

NEXT

NEED HELP?

SAVE

CLEAR ALL DATA

VIEW FAFSA SUMMARY

EXIT

Site Last Updated: Sunday, February 23, 2014

Download Adobe Reader

Overview of FAFSA

Dependency Status

AFSA/app/fafsa?execution=e1s14

Student Demographics	School Selection	Dependency Status	Parent Demographics	Financial Information	Sign & Submit	Confirmation
----------------------	------------------	-------------------	---------------------	-----------------------	---------------	--------------

STUDENT

Dependency Determination

☒ Application was successfully saved.

Were you born before January 1, 1991?
☐ Yes ☒ No

As of today, are you married?
☐ Yes ☒ No

At the beginning of the 2014-2015 school year, will you be working on a master's or doctorate program (such as an MA, MBA, MD, JD, PhD, EdD, or graduate certificate, etc.)?
☐ Yes ☒ No

Do you now have or will you have children who will receive more than half of their support from you between July 1, 2014 and June 30, 2015?
☐ Yes ☒ No

Do you have dependents (other than your children or spouse) who live with you and who receive more than half of their support from you, now and through June 30, 2015?
☐ Yes ☒ No

Are you currently serving on active duty in the U.S. Armed Forces for purposes other than training?
☐ Yes ☒ No

Are you a veteran of the U.S. Armed Forces?
☐ Yes ☒ No

At any time since you turned age 13, were both your parents deceased, were you in foster care, or were you a dependent or ward of the court?
☐ Yes ☒ No

As determined by a court in your state of legal residence, are you or were you an emancipated minor?
☐ Yes ☒ No

Help and Hints
Student Born Before January 1, 1991?
Question 46
The answer to this question is pre-filled based on your answer to the date of birth question earlier in the application.

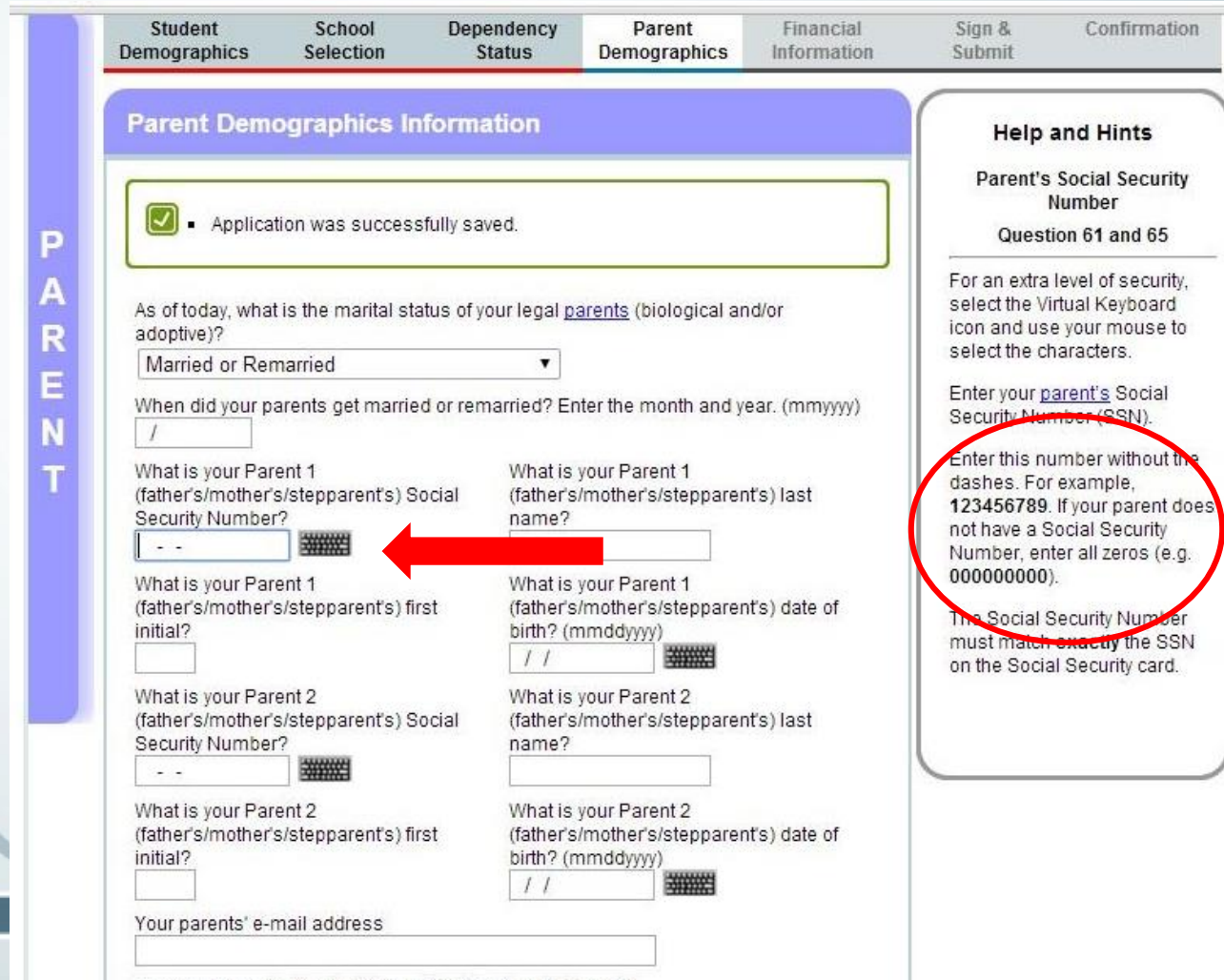
<http://studentaid.ed.gov/fafsa/filling-out/dependency>

Overview of FAFSA

Parent Demographics: What info do I need to provide on my parents?

An undocumented parent can complete FAFSA by using “000-00-0000” in place for the SSN

If your parents have and use an Individual Taxpayer identification Number (ITIN) to file taxes, DO NOT place the ITIN in place of a social security number.



Parent Demographics Information

☒ Application was successfully saved.

As of today, what is the marital status of your legal [parents](#) (biological and/or adoptive)?
Married or Remarried

When did your parents get married or remarried? Enter the month and year. (mmyyyy)
/

What is your Parent 1 (father's/mother's/stepparent's) Social Security Number?
- -

What is your Parent 1 (father's/mother's/stepparent's) last name?

What is your Parent 1 (father's/mother's/stepparent's) first initial?

What is your Parent 1 (father's/mother's/stepparent's) date of birth? (mmddyyyy)
/ /

What is your Parent 2 (father's/mother's/stepparent's) Social Security Number?
- -

What is your Parent 2 (father's/mother's/stepparent's) last name?

What is your Parent 2 (father's/mother's/stepparent's) first initial?

What is your Parent 2 (father's/mother's/stepparent's) date of birth? (mmddyyyy)
/ /

Your parents' e-mail address

Help and Hints

Parent's Social Security Number
Question 61 and 65

For an extra level of security, select the Virtual Keyboard icon and use your mouse to select the characters.

Enter your [parent's](#) Social Security Number (SSN).

Enter this number without the dashes. For example, **123456789**. If your parent does not have a Social Security Number, enter all zeros (e.g. 000000000).

The Social Security Number must match exactly the SSN on the Social Security card.

Overview of FAFSA

Financial Information: Parents

You are required to provide your parents financial info regardless if they file taxes or not.

- **If your parents file taxes** - use the information on your parents tax documents and w-2s and follow the instructions on the page.
- **If your parents do not file taxes**, that is fine. Your parents do not need to file taxes for you to be able to fill out the FAFSA. Choose “Not going to file” and follow the instructions on the income estimator.
- For instructions on providing financial info: <http://studentaid.ed.gov/fafsa/filling-out#financial-info>



The screenshot shows the FAFSA Parent Tax Information section. At the top, there are tabs for Student Demographics, School Selection, Dependency Status, and Parent Demographics. The Parent Tax Information section is highlighted in purple. A green checkmark icon indicates that the application was successfully saved. Below this, a message asks for 2013 tax information. A dropdown menu is open, showing options: Select, Already completed, Will file, and Not going to file. The 'Select' option is currently chosen. To the right of the dropdown is a 'PREVIOUS' button. At the bottom of the section are four buttons: NEED HELP?, SAVE, CLEAR ALL DATA, and VIEW FAFSA SUMMARY. A vertical label 'PARENT' is visible on the left side of the form. At the bottom of the page, there is a date stamp 'dated: Sunday, April 13, 2014' and two logos: UWD DEEP and a circular logo with 'LIFE AFTER DACA'.

Student Demographics School Selection Dependency Status Parent Demographics

Parent Tax Information

☒ Application was successfully saved.

For 2013, have your parents completed their IRS income tax return or another document?

Select

Select

Already completed

Will file

Not going to file

PREVIOUS

NEED HELP? SAVE CLEAR ALL DATA VIEW FAFSA SUMMARY

dated: Sunday, April 13, 2014

UWD DEEP

LIFE AFTER DACA

Overview of FAFSA

Financial Information: Student

FSA/app/fafsa?execution=e1s31

The screenshot shows the FAFSA application interface. At the top, it says "Federal Student Aid" and "FAFSA SM". Below this is a navigation bar with tabs: "Student Demographics", "School Selection", "Dependency Status", "Parent Demographics", "Financial Information" (which is highlighted), "Sign & Submit", and "Confirmation". The "Financial Information" section is titled "Student Tax Information". It asks, "For 2013, have you completed your IRS income tax return or another tax return?". Below this is a dropdown menu with options: "Select", "Select", "Already completed", "Will file", and "Not going to file". The "Will file" option is selected. To the right of the dropdown are "PREVIOUS" and "NEXT" buttons. Below the dropdown are buttons for "NEED HELP?", "SAVE", "CLEAR ALL DATA", "VIEW FAFSA SUMMARY", and "EXIT". On the right side of the page, there is a "Help and Hints" section titled "Student Filed 2013 Income Tax Return? Question 32". It states: "You must select the answer that describes your tax filing status:". Below this is a list of options: "Already completed", "Will file", and "Not going to file". Further down, it says: "If you indicate you 'Will file' a 2013 tax return and your 2013 income is similar to your 2012 income, use your 2012 income tax return to provide estimates for questions about your income. If your income is not similar, click **Income Estimator** for assistance estimating your adjusted gross income, and answer". At the bottom left, it says "Site Last Updated: Sunday, April 13, 2014" and "Privacy". At the bottom right, it says "Download [Adobe Reader](#)".

- Provide your own personal financial information.
- If you filed taxes, you can use the IRS Retrieval Tool to upload your information directly from your submission to the IRS.
- For more info on using this tool visit: <http://studentaid.ed.gov/fafsa/filling-out#when-irs-drt>

Overview of FAFSA

Sign & Submit Section

Student Signature:

- Use your PIN to electronically sign

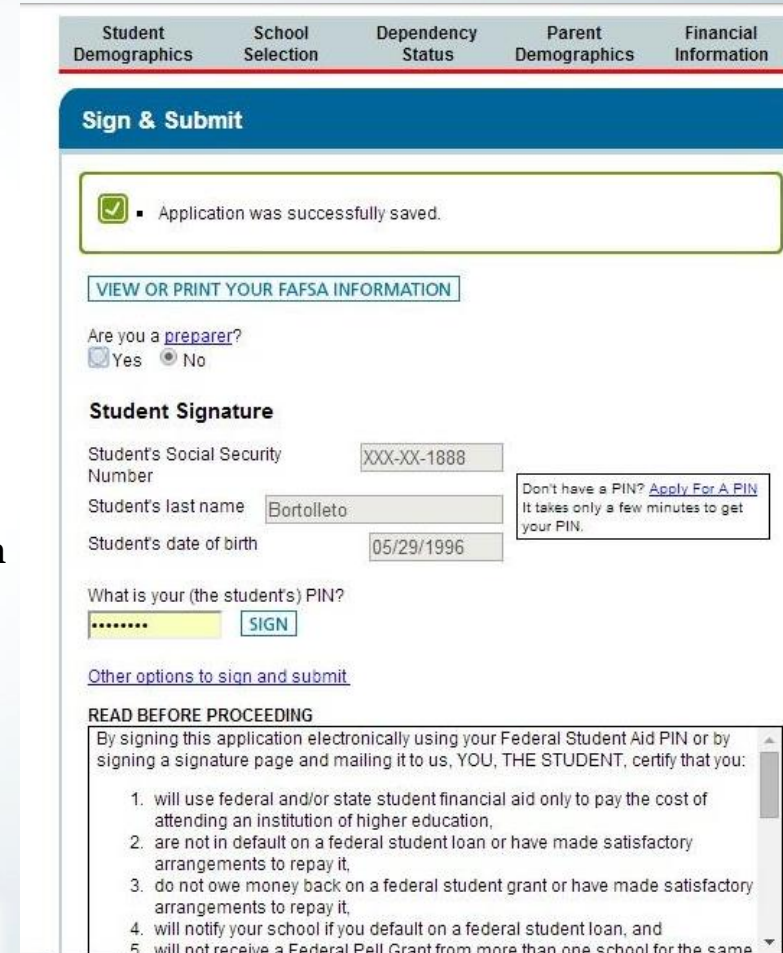
Parent Signature:

- If an undocumented parents does not have a SSN, they cannot create a PIN number and cannot sign the FAFSA electronically.
- Therefore, **undocumented parents must print, sign, and mail in signature page.** There is a bar code on the signature page that will match your parent's signature to your specific application .
- There is no need to print the entire application. Just send in the signature page.
- Mail to:

Federal Student Aid Programs

P.O. Box 7006

Mt. Vernon, IL 62864-0076



The screenshot shows the 'Sign & Submit' section of the FAFSA application. At the top, there are tabs for 'Student Demographics', 'School Selection', 'Dependency Status', 'Parent Demographics', and 'Financial Information'. The 'Sign & Submit' tab is active. Below the tabs, there is a green box with a checkmark and the text 'Application was successfully saved.' Below this is a button labeled 'VIEW OR PRINT YOUR FAFSA INFORMATION'. The next section is 'Are you a preparer?' with radio buttons for 'Yes' and 'No'. Below this is the 'Student Signature' section, which includes fields for 'Student's Social Security Number' (with a masked value 'XXX-XX-1888'), 'Student's last name' (with the value 'Bortolotto'), and 'Student's date of birth' (with the value '05/29/1996'). There is a link 'Don't have a PIN? Apply For A PIN' with the text 'It takes only a few minutes to get your PIN.' Below this is a field for 'What is your (the student's) PIN?' with a masked value '.....' and a 'SIGN' button. Below the PIN field is a link 'Other options to sign and submit'. The final section is 'READ BEFORE PROCEEDING', which contains a list of five items that the student certifies by signing the application electronically or by signing a signature page and mailing it to the Federal Student Aid Programs.

Student Demographics School Selection Dependency Status Parent Demographics Financial Information

Sign & Submit

☒ Application was successfully saved.

[VIEW OR PRINT YOUR FAFSA INFORMATION](#)

Are you a [preparer](#)?

☐ Yes ☒ No

Student Signature

Student's Social Security Number

Student's last name

Student's date of birth

Don't have a PIN? [Apply For A PIN](#)
It takes only a few minutes to get your PIN.

What is your (the student's) PIN?
 [SIGN](#)

[Other options to sign and submit](#)

READ BEFORE PROCEEDING

By signing this application electronically using your Federal Student Aid PIN or by signing a signature page and mailing it to us, YOU, THE STUDENT, certify that you:

1. will use federal and/or state student financial aid only to pay the cost of attending an institution of higher education,
2. are not in default on a federal student loan or have made satisfactory arrangements to repay it,
3. do not owe money back on a federal student grant or have made satisfactory arrangements to repay it,
4. will notify your school if you default on a federal student loan, and
5. will not receive a Federal Pell Grant from more than one school for the same



BE CAREFUL!!

- You should not have to pay to fill out the FAFSA (either online or via someone helping you) Filling out the FAFSA is free! You and or your high school or college counselor should be able to help you fill it out by following online instructions and by using this webinar and provided guide
- If you inadvertently make a mistake on your FAFSA application, you can correct your application following the instructions provided by the Department of Education on its website, available here: <http://studentaid.ed.gov/fafsa/next-steps/correct-update>.
- If you receive an offer for financial aid despite being ineligible for such aid, you must reject the aid for which you know you are ineligible. Details on accepting and rejecting aid offers can be found on the Department of Education's website, available here: <http://studentaid.ed.gov/fafsa/next-steps/accept-aid>.
- If you intentionally misrepresent your eligibility for federal financial aid in order to claim a benefit for which you are ineligible, and accept aid that was awarded to you improperly, you may face criminal and immigration consequences.



Different Scenarios

- **I live in a state that has created a state aid application to grant state aid to undocumented students and I am eligible for it, what should I do?**
Use the state's form or institution's form. It will give you the best estimate of what you are eligible for in that state.
- **I live in a state that has created a state aid application or grants state aid but I am not eligible, what should I do?** You can use the FAFSA form if you have DACA only for the purpose of getting your student aid report.
- **I have DACA and my parents are undocumented, can I fill out the FAFSA form?** Yes, only for the purpose of receiving the student aid report.



Different Scenarios

- **I have DACA and my parents are citizens/ residents. Can I fill out the FAFSA form?** Yes, only for the purpose of getting the student aid report
- **I am undocumented and do not qualify for DACA, what should I do?** You may not use FAFSA form online but you should consider asking the schools you are interested in if they would accept the CSS Profile provided by the College Board to determine need.
- **I am a citizen or eligible non-citizen but my parents are undocumented, can I still fill out the FAFSA?** Yes, as a citizen or eligible non-citizen you should fill out the FAFSA because you are eligible for federal financial aid. For your parents section you should input 000-00-0000 for SSN#



Questions?



Resources

Link to FAFSA web page: <http://www.fafsa.ed.gov/>

Link to where FAFSA addresses that DACA recipients can fill out the FAFSA (FAQ's): <http://studentaid.ed.gov/eligibility/non-us-citizens#daca>

Link to FAFSA tutorial:

<https://www.youtube.com/playlist?list=PL23B9A23CD8DD82DD&feature=plcp>

Link to 2014-2015 FAFSA (PDF)

<https://studentaid.ed.gov/sites/default/files/2014-15-fafsa.pdf>

Link to Dream Educational Empowerment Program (DEEP)

<http://unitedwedream.org/about/projects/education-deep/>

Link to Dream University (Life After DACA)

<http://unitedwedream.org/dream-university/daca-toolbox-central/fafsa/>

Link to College Board CSS Profile (online application for student financial aid)

<http://css.collegeboard.org/>



Thanks for participating!

Amanda Gutierrez- amanda@unitedwedream
Advocacy Analyst and Manager, UWD

Camila Bortoletto- camila@weownthedream.org
Program Coordinator, Own the Dream Campaign

Laura Bohorquez- laura@unitedwedream.org
Dream Educational Empowerment Program (DEEP)
Coordinator, UWD

Webpage: <http://unitedwedream.org>

FB: <https://www.facebook.com/UnitedWeDream>

Twitter: @UNITEDWEDREAM

